











# Local Regional Dental Blocks

Nerve	Infraorbital	Mental	Inferior Alveolar	Maxillary
<b>Anatomy Desensitized</b>	Unilateral to midline maxillary dental arcade rostral to carnassial tooth	Rostral mandible, mandibular canine and incisors to midline, mandibular symphysis when performed bilaterally	Unilateral mandibular arcade, lips and gingiva	Unilateral maxillary arcade, lips and gingiva
<b>Suggested Vol.* mL/site</b>	0.1-0.5 (dogs); 0.1-0.3 (cats)	0.1-0.5 (dogs); 0.1-0.3 (cats)	0.1-1 (dogs); 0.1-0.5 (cats)	0.1-0.5 (dogs); 0.1-0.3 (cats)
				
				

\*volume requirements vary depending on patient species and size; remain below a total 2 mg/kg dose of local anesthetic; always aspirate before injection

*Images courtesy of Amanda M. Shelby and Anderson Da Cunha*